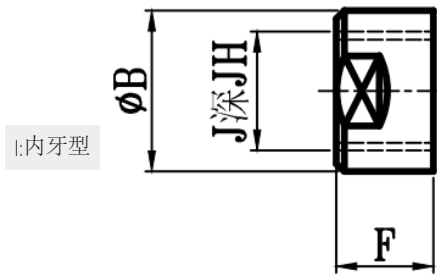
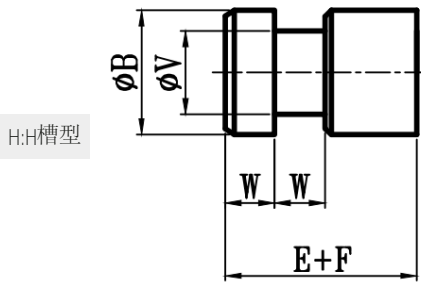
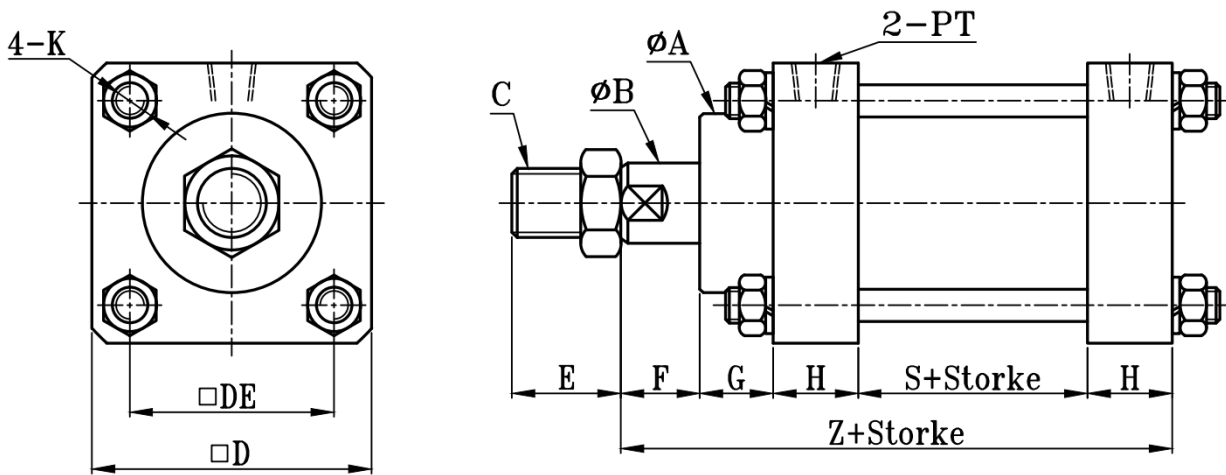


H/I: H、I (H槽、内牙全系共用) TYPE

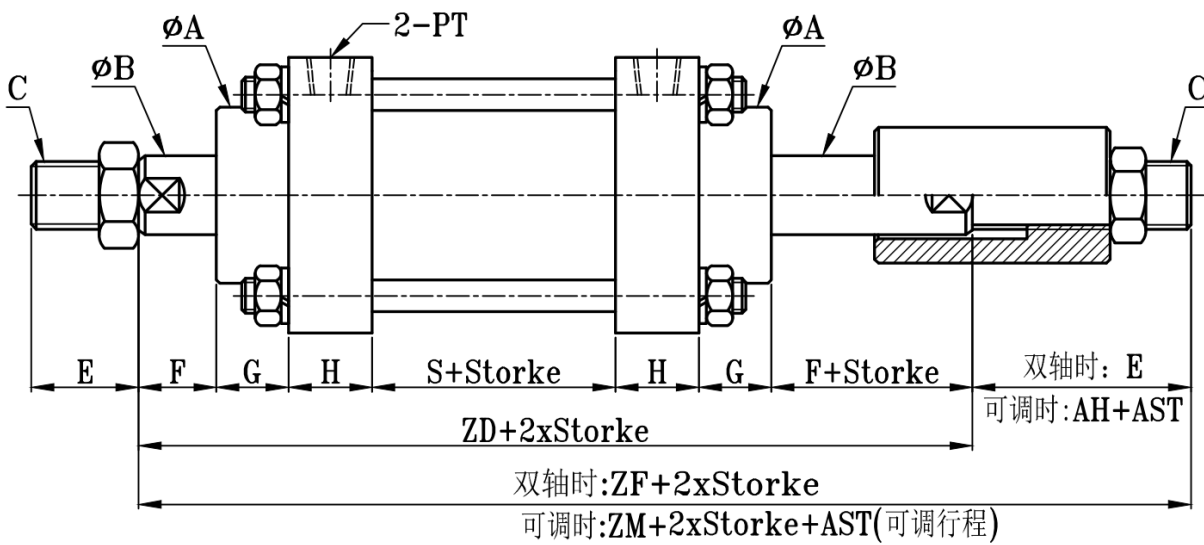
方型轻油液压缸尺寸图 7Mpa Hydraulic Cylinders Dimensional Features



MOB: MO+B (标准型) TYPE



MOD: MOD+AST (双轴附可调帽) TYPE



缸径 BORE	MOB-MOD																E外牙型		I内牙型		H型槽	
	ϕA	ϕB	$\square D$	$\square DE$	F	G	H	PT	K	S	Z	ZD	ZF	ZM	AH	C	E	J	JH	W	ϕV	
$\phi 16$	21	10	35	23	11	15	20	1/8	M6xP1.0	45	111	137	157	155	18	M8xP1.25	20	M6xP1	15	8	5	
$\phi 20$	25	12	40	28	11	15	20	1/8	M6xP1.0	45	111	137	162	159	22	M10xP1.25	25	M8x1.25	15	10	7	
$\phi 25$	25	14	40	28	11	15	20	1/8	M6xP1.0	45	111	137	162	159	22	M12xP1.25	25	M10xP1.5	15	10	9	
$\phi 32$	30	16	50	34	15	15	25	1/4	M8xP1.25	50	130	160	190	184	24	M14xP1.5	30	M12xP1.75	20	10	11	
$\phi 40$	40	20	60	44	15	20	25	3/8	M8xP1.25	50	135	170	200	199	29	M16xP1.5	30	M14xP2.0	20	15	14	
$\phi 50$	45	20	70	50	15	20	30	3/8	M10xP1.5	55	150	185	215	214	29	M16xP1.5	30	M14xP2.0	20	15	14	
$\phi 63$	55	25	85	60	20	25	30	3/8	M10xP1.5	55	160	205	240	237	32	M22xP1.5	35	M16xP2.0	25	15	18	
$\phi 80$	62	30	103	74	20	30	35	1/2	M12xP1.75	60	180	230	270	269	39	M26xP1.5	40	M20xP2.5	30	15	23	
$\phi 100$	75	35	123	90	20	30	35	1/2	M14xP2.0	75	195	245	285	285	40	M30xP1.5	40	M24xP3.0	35	15	27	
$\phi 125$	85	50	145	110	25	30	40	1/2	M16xP2.0	75	210	265	315	315	50	M40xP2.0	50	M27xP3.0	40	20	40	
$\phi 150$	105	60	182	139	30	30	50	3/4	M20xP2.5	85	245	305	365	365	60	M50xP2.0	60	M36xP4.0	45	20	50	
$\phi 160$	105	60	182	139	30	30	50	3/4	M20xP2.5	85	245	305	365	365	60	M50xP2.0	60	M36xP4.0	45	20	50	
$\phi 180$	130	80	223	173	30	35	50	3/4	M24xF3.0	95	260	325	405	390	65	M70xP2.0	80	M45xP4.5	50	25	70	
$\phi 200$	130	80	223	173	30	35	50	3/4	M24xP3.0	95	260	325	405	390	65	M70xP2.0	80	M45xP4.5	50	25	70	